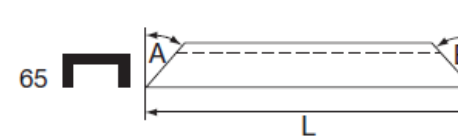
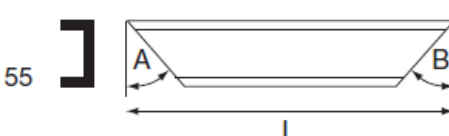
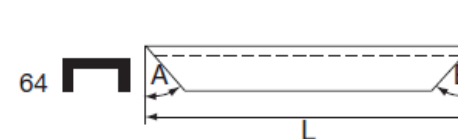
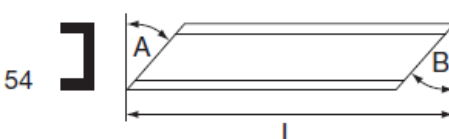
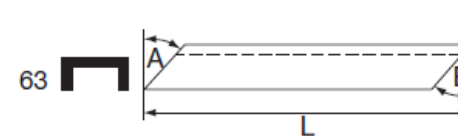
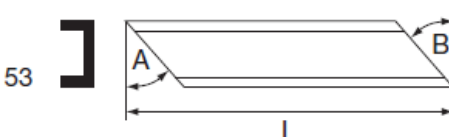
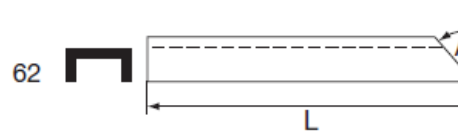
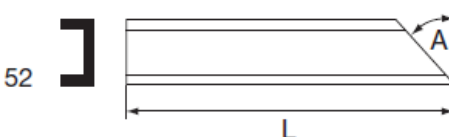
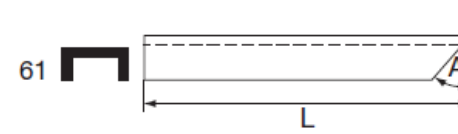

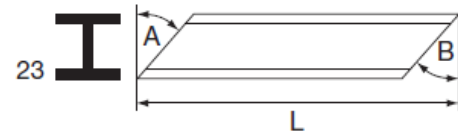
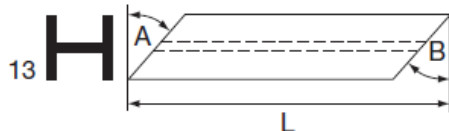
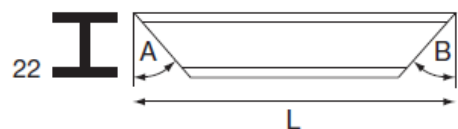
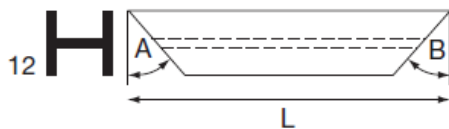

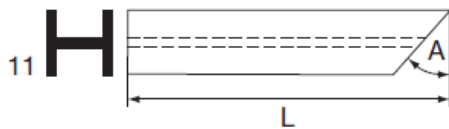


## Träger

## Poutrelles

Schnittschema für Träger	Schéma de coupe pour poutrelles
<p>Gehrungsschnitte bis 150 mm bis max. 60° über 150 mm bis max. 45° Bei der Bestellung für Schrägschnitte ist anzugeben:</p> <ul style="list-style-type: none"> <li>• Grösste Länge in mm</li> <li>• Winkel in ganzen Graden oder in mm</li> <li>• Zeichnungs-Nr.</li> </ul> <p>Aufriss Schnitt von oben gesehen</p>	<p>coupes en biais jusqu'à 150 mm max. jusqu'à 60° plus de 150 mm max. jusqu'à 45° Pour l'exécution de votre commande pour les coupes en biais, il nous faut les données suivantes:</p> <ul style="list-style-type: none"> <li>• longueur maximale en mm</li> <li>• angle de coupage en degrés entiers ou en mm</li> <li>• numéro de la figure</li> </ul> <p>Élévation coupe vue de dessus</p>

## H / U – Profile      Profilés H / U



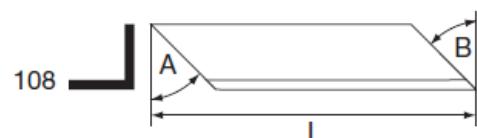

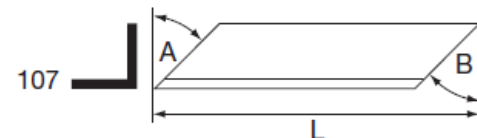

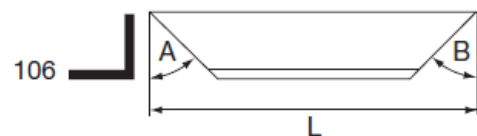
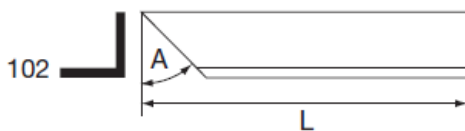
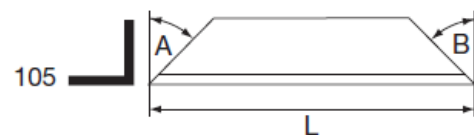
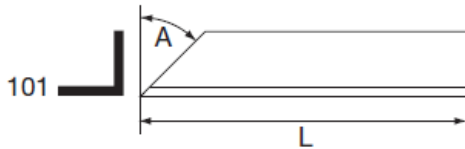
## Stabstahl

## Acier marchands

Schnittschema für Stabstahl	Schéma de coupe pour aciers marchands
<p>Gehrungsschnitte bis 150 mm bis max. 60° über 150 mm bis max. 45° Bei der Bestellung für Schrägschnitte ist anzugeben:</p> <ul style="list-style-type: none"> <li>• Grösste Länge in mm</li> <li>• Winkel in ganzen Graden oder in mm</li> <li>• Zeichnungs-Nr.</li> </ul> <p>Aufriss Schnitt von oben gesehen</p>	<p>coupes en biais jusqu'à 150 mm max. jusqu'à 60° plus de 150 mm max. jusqu'à 45° Pour l'exécution de votre commande pour les coupes en biais, il nous faut les données suivantes:</p> <ul style="list-style-type: none"> <li>• longueur maximale en mm</li> <li>• angle de coupage en degrés entiers ou en mm</li> <li>• numéro de la figure</li> </ul> <p>Élévation coupe vue de dessus</p>

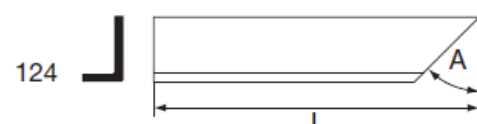



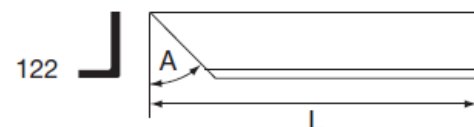

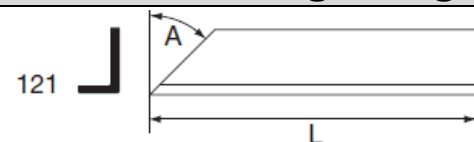
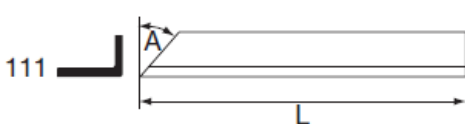
### Winkel gleichschenkelig

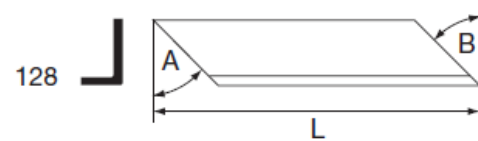
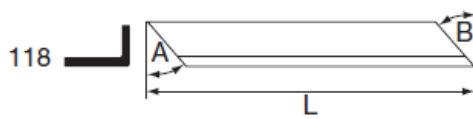
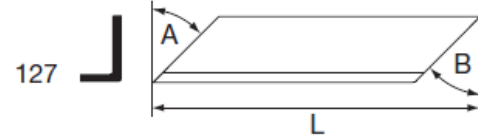
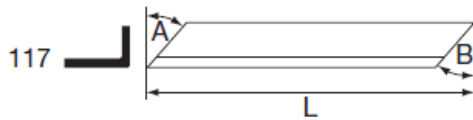
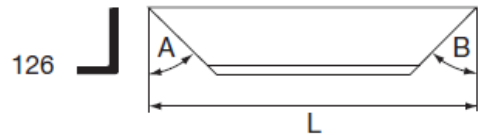
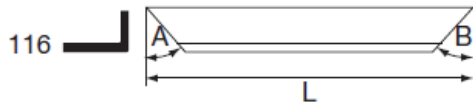
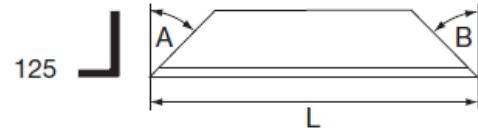
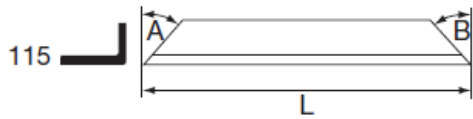
### Angle isocèle



### Winkel ungleichschenkelig

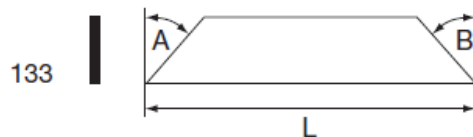
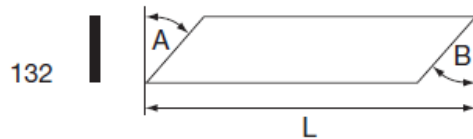
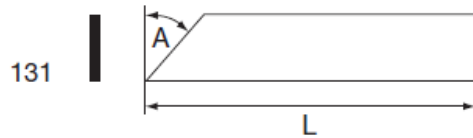
### Angle inégal





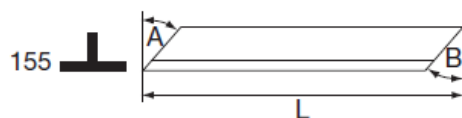
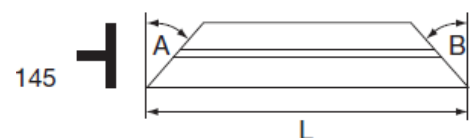
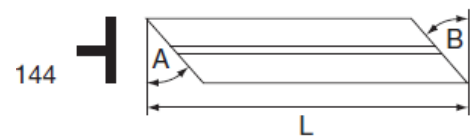
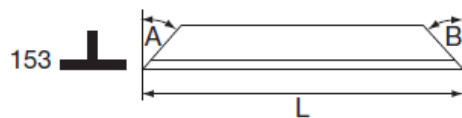
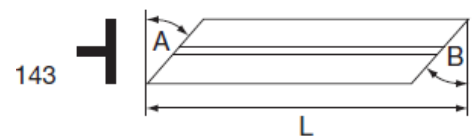
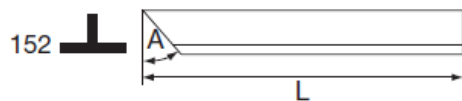
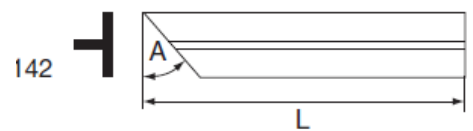
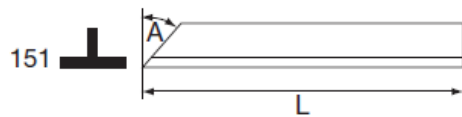
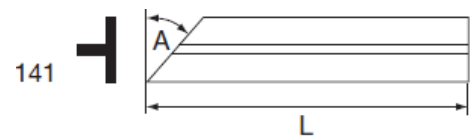
**Flach**

**Aciers plats**



**T-Profil**

**Profil en T**



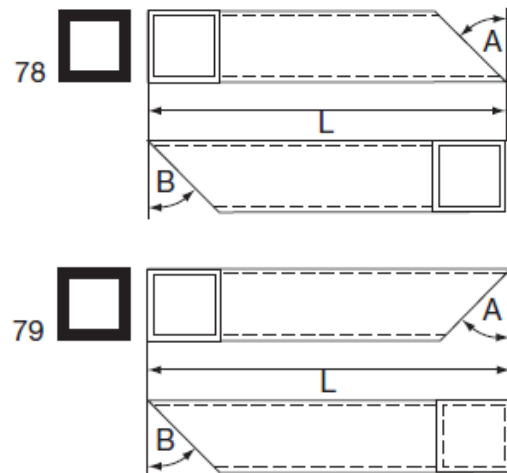
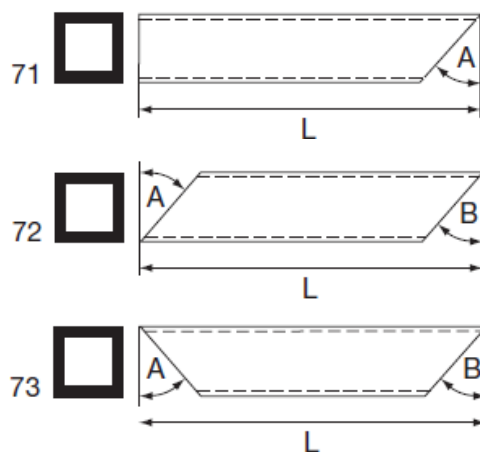
## Stahlrohre

## Tubes en acier

Schnittschema für Hohlprofile und Formrohre	Schéma de coupe pour profilé creux et tubes de forme
<p>Gehrungsschnitte                      bis 150 mm bis max. 60°                      über 150 mm bis max. 45°                      Bei der Bestellung für Schrägschnitte ist anzugeben:</p> <ul style="list-style-type: none"> <li>• Grösste Länge in mm</li> <li>• Winkel in ganzen Graden oder in mm</li> <li>• Zeichnungs-Nr.</li> </ul> <p>Aufriss                      Schnitt von oben gesehen</p>	<p>coupes en biais                      jusqu'à 150 mm max. jusqu'à 60°                      plus de 150 mm max. jusqu'à 45°                      Pour l'exécution de votre commande pour les coupes en biais, il nous faut les données suivantes:</p> <ul style="list-style-type: none"> <li>• longueur maximale en mm</li> <li>• angle de coupage en degrés entiers ou en mm</li> <li>• numéro de la figure</li> </ul> <p>Élévation                      coupe vue de dessus</p>

## Quadratische – Profile

## Profils carrés



## Rechteck – Profile

## Profils rectangulaires

